

# FEBRUARY 2024 HOUSING REPORT

This report was created by the BCS Regional MLS. Only properties input into the residential category of this MLS were used in this report.



## AVERAGE SALES PRICE

**\$382,789**


**8% INCREASE COMPARED  
FEBRUARY 2023**



## UNITS SOLD

**252**

**4% INCREASE COMPARED  
FEBRUARY 2023**



## TOTAL VOLUME

**\$96,463,000**

**13% INCREASE COMPARED TO  
FEBRUARY 2023**



## NEW LISTINGS

**527**

**53% INCREASE COMPARED  
FEBRUARY 2023**



## DAYS ON MARKET

**111**

**3 MORE DAYS THAN  
FEBRUARY 2023**

### DATA DISCLAIMER

This report was created by the BCS Regional MLS. Only properties input into the residential category of this MLS were used in this report. No warranty, representation or guarantee is made by the Bryan-College Station Regional Association of REALTORS or the Bryan-College Station Regional Multiple Listing Service, or the members, participants, subscribers, officers, directors or employees of each of those organizations (the Entities), that the information used to create the graphs or charts was accurate, complete or reliable. The graphs and charts are provided for the convenience and use of the public, but no reliance should be placed upon such information. The Entities disclaim and deny any liability for the use of such graphs, charts or information.

# FEBRUARY 2024 HOUSING REPORT BRAZOS COUNTY

This report was created by the BCS Regional MLS. Only properties input into the residential category of this MLS were used in this report.



## AVERAGE SALES PRICE

**\$393,698**


10% INCREASE COMPARED  
TO FEBRUARY 2023



## UNITS SOLD

**194**

5% INCREASE COMPARED  
TO FEBRUARY 2023



## TOTAL VOLUME

**\$76,377,000**

16% INCREASE COMPARED  
TO FEBRUARY 2023



## NEW LISTINGS

**409**

61% INCREASE COMPARED  
TO FEBRUARY 2023



## DAYS ON MARKET

**102**

6 DAYS LESS THAN  
FEBRUARY 2023

### DATA DISCLAIMER

This report was created by the BCS Regional MLS. Only properties input into the residential category of this MLS were used in this report. No warranty, representation or guarantee is made by the Bryan-College Station Regional Association of REALTORS or the Bryan-College Station Regional Multiple Listing Service, or the members, participants, subscribers, officers, directors or employees of each of those organizations (the Entities), that the information used to create the graphs or charts was accurate, complete or reliable. The graphs and charts are provided for the convenience and use of the public, but no reliance should be placed upon such information. The Entities disclaim and deny any liability for the use of such graphs, charts or information.

# FEBRUARY 2024 HOUSING REPORT BURLESON COUNTY

This report was created by the BCS Regional MLS. Only properties input into the residential category of this MLS were used in this report.



## AVERAGE SALES PRICE

**\$310,281**


5% INCREASE COMPARED  
TO FEBRUARY 2023



## UNITS SOLD

**15**

21% DECREASE COMPARED  
TO FEBRUARY 2023



## TOTAL VOLUME

**\$4,654,000**

16% DECREASE COMPARED  
TO FEBRUARY 2023



## NEW LISTINGS

**21**

31% INCREASE COMPARED  
TO FEBRUARY 2023



## DAYS ON MARKET

**202**

80 MORE DAYS THAN  
FEBRUARY 2023

### DATA DISCLAIMER

This report was created by the BCS Regional MLS. Only properties input into the residential category of this MLS were used in this report. No warranty, representation or guarantee is made by the Bryan-College Station Regional Association of REALTORS or the Bryan-College Station Regional Multiple Listing Service, or the members, participants, subscribers, officers, directors or employees of each of those organizations (the Entities), that the information used to create the graphs or charts was accurate, complete or reliable. The graphs and charts are provided for the convenience and use of the public, but no reliance should be placed upon such information. The Entities disclaim and deny any liability for the use of such graphs, charts or information.

# FEBRUARY 2024 HOUSING REPORT GRIMES COUNTY

This report was created by the BCS Regional MLS. Only properties input into the residential category of this MLS were used in this report.



## AVERAGE SALES PRICE

**\$289,616**

**44% DECREASE COMPARED  
TO FEBRUARY 2023**



## UNITS SOLD

**16**

**128% INCREASE COMPARED  
TO FEBRUARY 2023**



## TOTAL VOLUME

**\$4,634,000**

**26% INCREASE COMPARED  
TO FEBRUARY 2023**



## NEW LISTINGS

**27**

**35% INCREASE COMPARED  
TO FEBRUARY 2023**



## DAYS ON MARKET

**104**

**23 MORE DAYS THAN  
FEBRUARY 2023**

### DATA DISCLAIMER

This report was created by the BCS Regional MLS. Only properties input into the residential category of this MLS were used in this report. No warranty, representation or guarantee is made by the Bryan-College Station Regional Association of REALTORS or the Bryan-College Station Regional Multiple Listing Service, or the members, participants, subscribers, officers, directors or employees of each of those organizations (the Entities), that the information used to create the graphs or charts was accurate, complete or reliable. The graphs and charts are provided for the convenience and use of the public, but no reliance should be placed upon such information. The Entities disclaim and deny any liability for the use of such graphs, charts or information.

# FEBRUARY 2024 HOUSING REPORT LEON COUNTY

This report was created by the BCS Regional MLS. Only properties input into the residential category of this MLS were used in this report.



## AVERAGE SALES PRICE

**\$195,000**

42% DECREASE COMPARED  
TO FEBRUARY 2023



## UNITS SOLD

**1**

66% DECREASE COMPARED  
TO FEBRUARY 2023



## TOTAL VOLUME

**\$195,000**

80% DECREASE COMPARED  
TO FEBRUARY 2023



## NEW LISTINGS

**9**

50% INCREASE COMPARED  
TO FEBRUARY 2023



## DAYS ON MARKET

**36**

87 DAYS LESS THAN  
FEBRUARY 2023

### DATA DISCLAIMER

This report was created by the BCS Regional MLS. Only properties input into the residential category of this MLS were used in this report. No warranty, representation or guarantee is made by the Bryan-College Station Regional Association of REALTORS or the Bryan-College Station Regional Multiple Listing Service, or the members, participants, subscribers, officers, directors or employees of each of those organizations (the Entities), that the information used to create the graphs or charts was accurate, complete or reliable. The graphs and charts are provided for the convenience and use of the public, but no reliance should be placed upon such information. The Entities disclaim and deny any liability for the use of such graphs, charts or information.

# FEBRUARY 2024 HOUSING REPORT MADISON COUNTY

This report was created by the BCS Regional MLS. Only properties input into the residential category of this MLS were used in this report.



## AVERAGE SALES PRICE

**\$170,000**


8% DECREASE COMPARED  
TO FEBRUARY 2023



## UNITS SOLD

**1**

85% DECREASE COMPARED  
TO FEBRUARY 2023



## TOTAL VOLUME

**\$170,000**

86% DECREASE COMPARED  
TO FEBRUARY 2023



## NEW LISTINGS

**7**

133% INCREASE COMPARED TO  
FEBRUARY 2023



## DAYS ON MARKET

**148**

27 MORE DAYS THAN  
FEBRUARY 2023

### DATA DISCLAIMER

This report was created by the BCS Regional MLS. Only properties input into the residential category of this MLS were used in this report. No warranty, representation or guarantee is made by the Bryan-College Station Regional Association of REALTORS or the Bryan-College Station Regional Multiple Listing Service, or the members, participants, subscribers, officers, directors or employees of each of those organizations (the Entities), that the information used to create the graphs or charts was accurate, complete or reliable. The graphs and charts are provided for the convenience and use of the public, but no reliance should be placed upon such information. The Entities disclaim and deny any liability for the use of such graphs, charts or information.

# FEBRUARY 2024 HOUSING REPORT ROBERTSON COUNTY

This report was created by the BCS Regional MLS. Only properties input into the residential category of this MLS were used in this report.



## AVERAGE SALES PRICE

**\$190,400**

**38% DECREASE COMPARED  
TO FEBRUARY 2023**



## UNITS SOLD

**5**

**25% INCREASE COMPARED  
TO FEBRUARY 2023**



## TOTAL VOLUME

**\$952,000**

**23% DECREASE COMPARED  
TO FEBRUARY 2023**



## NEW LISTINGS

**16**

**NO CHANGE COMPARED  
TO FEBRUARY 2023**



## DAYS ON MARKET

**97**

**12 MORE DAYS THAN  
FEBRUARY 2023**

### DATA DISCLAIMER

This report was created by the BCS Regional MLS. Only properties input into the residential category of this MLS were used in this report. No warranty, representation or guarantee is made by the Bryan-College Station Regional Association of REALTORS or the Bryan-College Station Regional Multiple Listing Service, or the members, participants, subscribers, officers, directors or employees of each of those organizations (the Entities), that the information used to create the graphs or charts was accurate, complete or reliable. The graphs and charts are provided for the convenience and use of the public, but no reliance should be placed upon such information. The Entities disclaim and deny any liability for the use of such graphs, charts or information.